

**Redfield Edge Primary School****Data Outcomes (three-year picture)S****EYFS Data**

	2023		2024		2025	
	School	Nat Av	School	Nat Av	School	Nat Av
GLD	68%	65%	86%	68%	80%	68%

**Year 1 Phonics**

	2023		2024		2025	
	School	Nat Av	School	Nat Av	School	Nat Av
Expected Standard	100%	75%	89%	80%	86%	80%

**Year 4 Multiplication Checker**

	2023		2024		2025	
	School	Nat Av	School	Nat Av	School	Nat Av
Expected Standard	29%	29%	21%	34%	%	37%

**KS2 SATs**

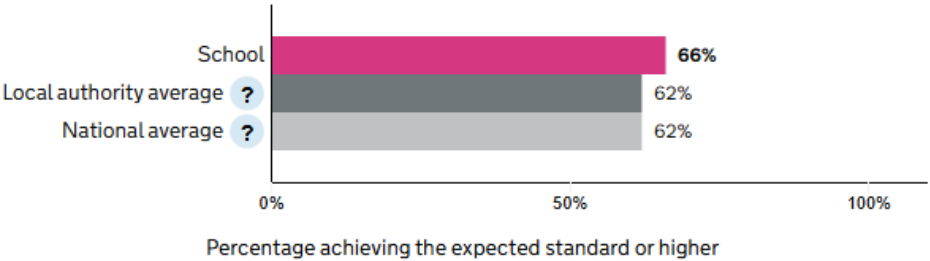
	2023				2024				2025			
	School		Nat Av		School		Nat Av		School		Nat Av	
	EXS	GD	EXS	GD	EXS	GD	EXS	GD	EXS	GD	EXS	GD
Reading	74%	28%	75%	28%	79%	21%	74%	33%	76%	28%	75%	33%
Writing	68%	13%	71%	9%	60%	0%	72%	13%	73%	0%	72%	13%
Maths	68%	16%	72%	23%	79%	21%	73%	26%	69%	17%	74%	26%
RWM Combined	48%	6%	58%	5%	45%	0%	61%	8%	66%	0%	62%	8%

2025 in more detail

Reading, writing and maths combined

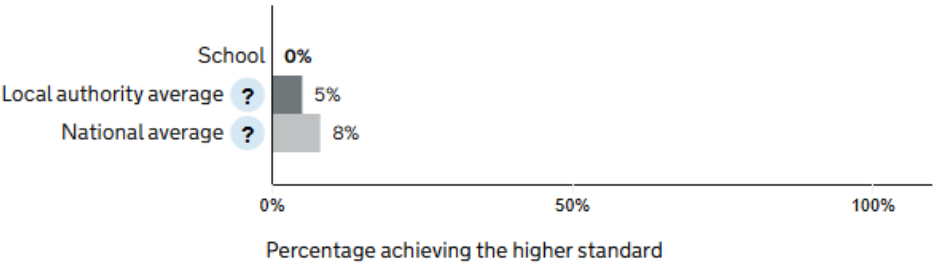
Percentage of pupils achieving the expected standard or higher ?

Number of pupils = 29



Percentage of pupils achieving the higher standard ?

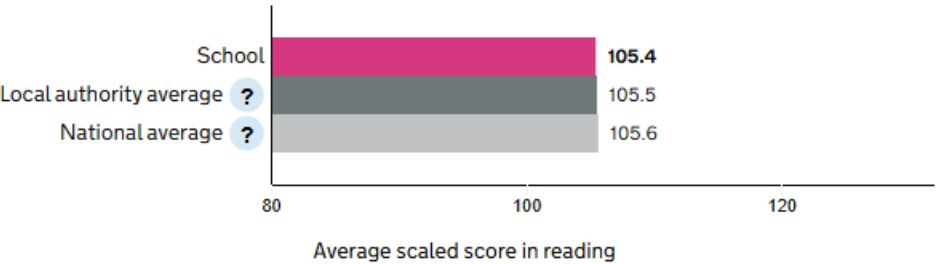
Number of pupils = 29



Average scaled score in:

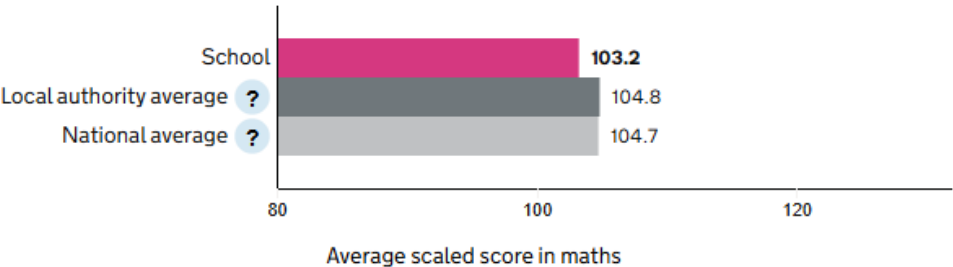
Reading ?

Number of pupils = 29



Maths ?

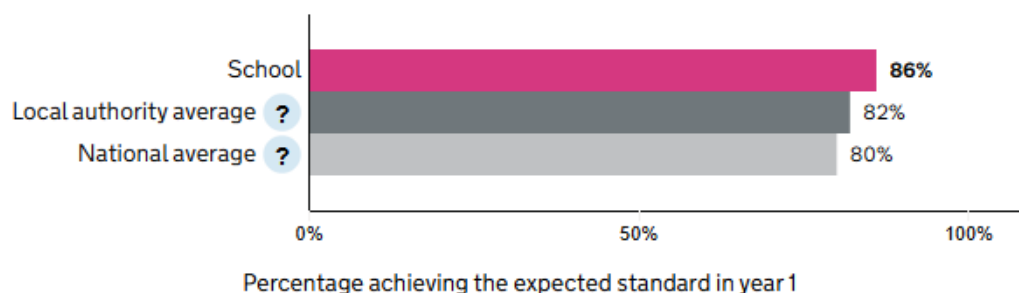
Number of pupils = 29



## Phonics year 1 screening check

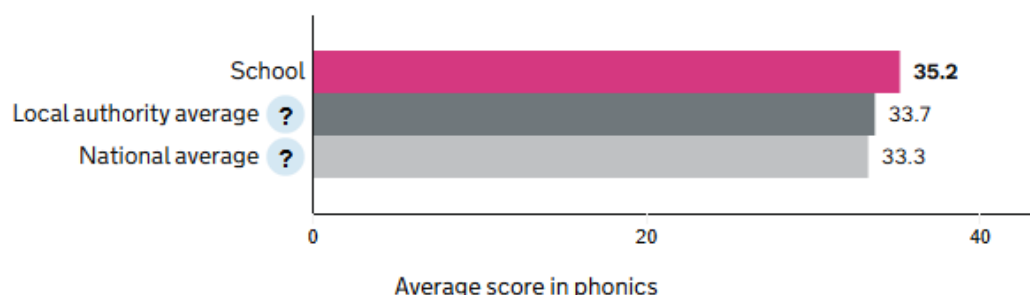
### Percentage achieving the expected standard in phonics

Number of pupils = 28



### Phonics average score

Number of pupils = 28



## Multiplication Table Check

### Mean average score ?

Number of pupils = 32

