

# 4

## STATISTICS




















White  
Rose  
Maths



From White Rose Maths schemes for Year 4 Summer Term  
**BLOCK 4 - STATISTICS**



A book shop records the number of books sold each day for a week.

Day	Number of books sold
Monday	  
Tuesday	    
Wednesday	   
Thursday	   
Friday	  



= 8 books

On which day are the most books sold?

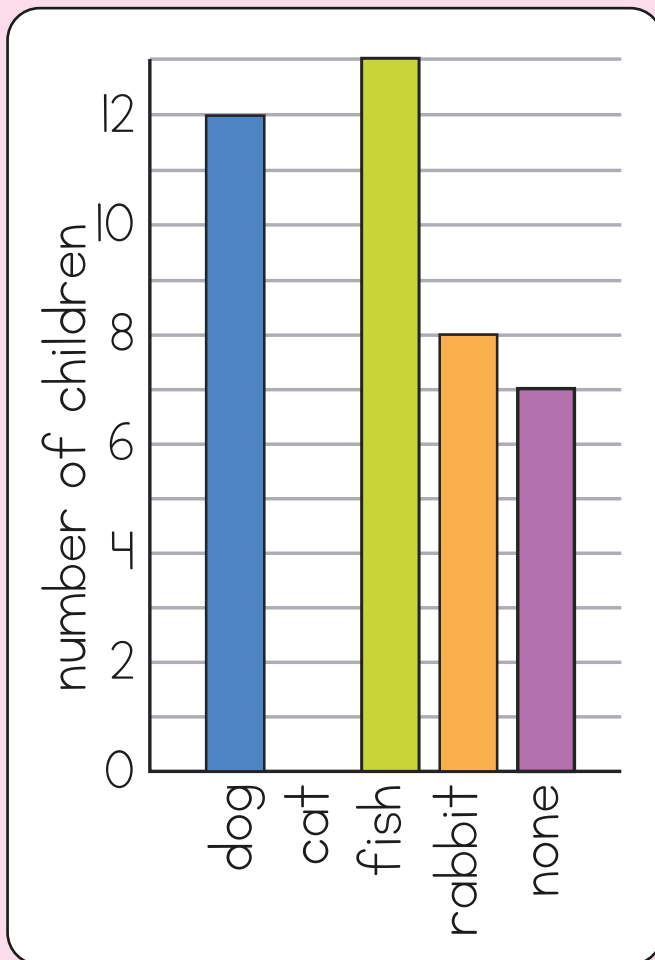
\_\_\_\_\_

How many more books are sold on Wednesday than on Monday?

37 more books are sold on Saturday than on Friday.

How many books are sold on Saturday?

- 2 The bar chart shows the pets that children have in Class 4



Animal	Number of children
dog	
cat	5
fish	13
rabbit	
none	7

Use the bar chart to complete the table.

Complete the bar chart to show the number of children who have a cat.

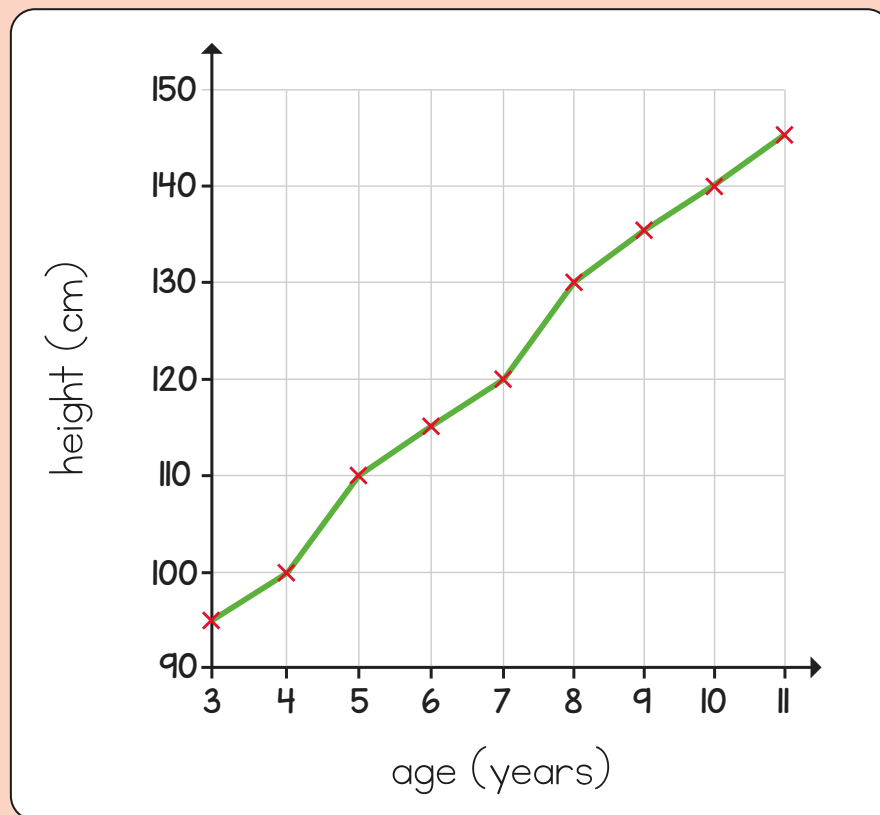
There are only 34 children in the class.

Why is the total more than this?

---

3

The graph shows the average height of children from 3 to 11 years old.



What is the average height of an 8-year-old child?

cm

What is the difference in average height between a 6-year-old and a 10-year-old?

cm

How many centimetres does a child grow on average between 3 and 5 years old?

cm

- 4 The table shows the number of people who visited a cinema.

	Number of people at 1 pm	Number of people at 6 pm
Screen 1	106	239
Screen 2	82	353
Screen 3	97	249

Which screen had the fewest number of people at 6 pm?

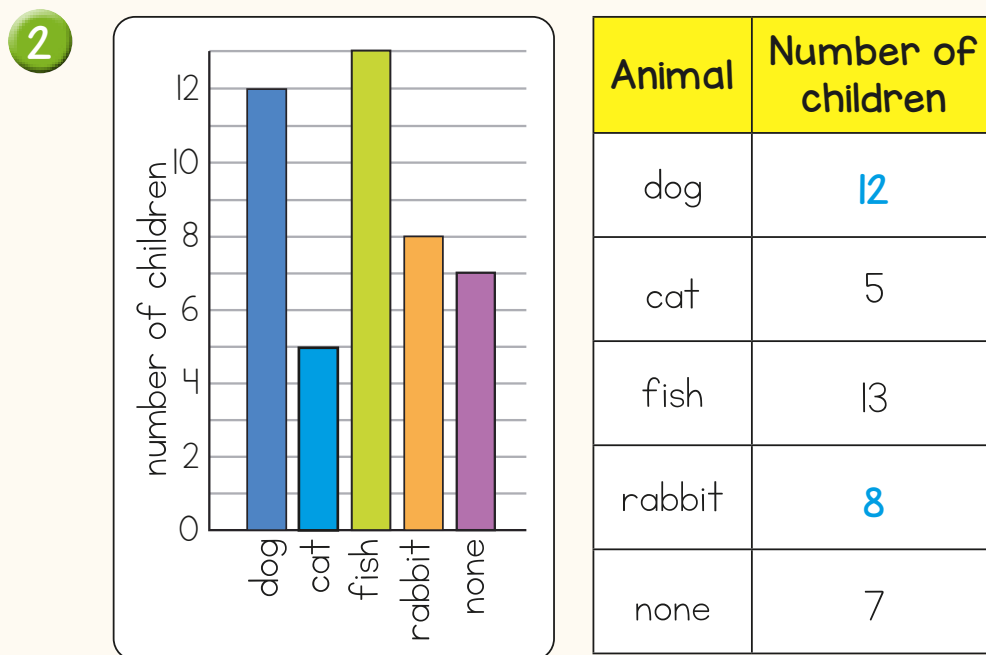
\_\_\_\_\_

How many more people were in screen 3 at 6 pm than at 1 pm?

# Answers



- 1 Tuesday  
2 more books  
57 books



Some children might have more than one pet.

- 3 130 cm  
25 cm  
15 cm
- 4 Screen 1  
152 more people