


2

POSITION AND DIRECTION

White
Rose
Maths



From White Rose Maths schemes for Year 2 Summer Term
BLOCK 1 - POSITION AND DIRECTION



Use the words to complete the sentences.

above

below

right

left


The bird is _____ the sheep.

The bird is to the _____ of the bee.

The bee is _____ the spider.

Draw a flower to the left of the sheep.

2



Complete the sentences.

The ladybird moves lily pads to the right.

The ant moves 1 lily pad _____

The frog moves 2 lily pads to the left.

Draw an **x** to show where the frog is now.

3

Here is an owl.



The owl makes a quarter turn clockwise.

Circle the image of the owl now.



Which turn could the owl make to get back to the start?

half turn

☐

quarter turn clockwise

☐




quarter turn anticlockwise

☐

three-quarter turn clockwise

☐


- 4 Draw the next two shapes in the patterns.




Answers



- 1 The bird is **above** the sheep.
The bird is to the **left** of the bee.
The bee is **below** the spider.



- 2 The ladybird moves **2** lilypads to the right.
The ant moves 1 lilypad **down**.



quarter turn anticlockwise
three-quarter turn clockwise

